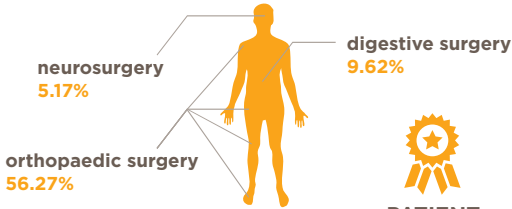


INDICATORS 2014

MAIN MEDICAL ACTIVITY



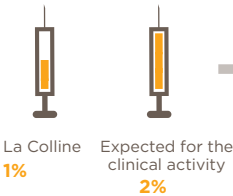
PATIENT SATISFACTION

9.49/10
La Colline

TOTAL NUMBER OF HEALTHCARE DAYS

16 092

2X LESS AVOIDABLE RE-OPERATIONS



RE-ADMISSIONS (POTENTIALLY AVOIDABLE)



CLINIQUE LA COLLINE



FREQUENCY OF FALL*

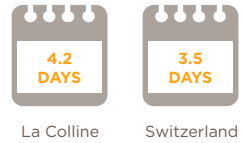
La Colline -0.05
Switzerland 0



FREQUENCY OF PRESSURE ULCER*

La Colline -0.07
Switzerland 0

AVERAGE LENGTH OF STAY IN DAYS



MORTALITY RATE FIRST HIP OR KNEE PROSTHESIS

ZERO

POST-OPERATIVE INFECTION RATE

La Colline Switzerland

